

Access Control Power Supply Manual

Input voltage range, small size, high reliability, electromagnetic compatibility, efficiency, protection function, with remote control door, electric lock on the temperature (as compared with the frequency power) greatly reduced.

Features:

Input voltage: 110 ~ 240V AC;

Input Frequency: 50 ~ 60Hz;

Output voltage: DC12V;

Output Current: 3A;

Output voltage trim range: $\pm 10\% \sim \pm 15\%$;

Load:

1% typical;

Output stability: 0.5% typical;

Ripple and noise:

1%, peak to peak (100mVp-p typical);

Insulation voltage:

Junior / sub-polar inter-1500V AC, primary / shell between 1500V AC, sub-polar / shell between 500V AC;

Hold Time: full load typically 20ms;

Operating temperature:

-20 ~ +65 °C;

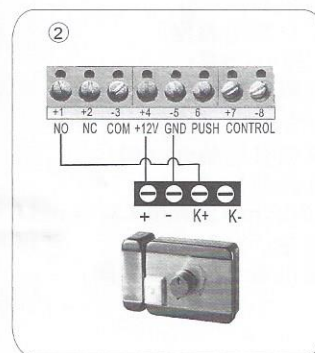

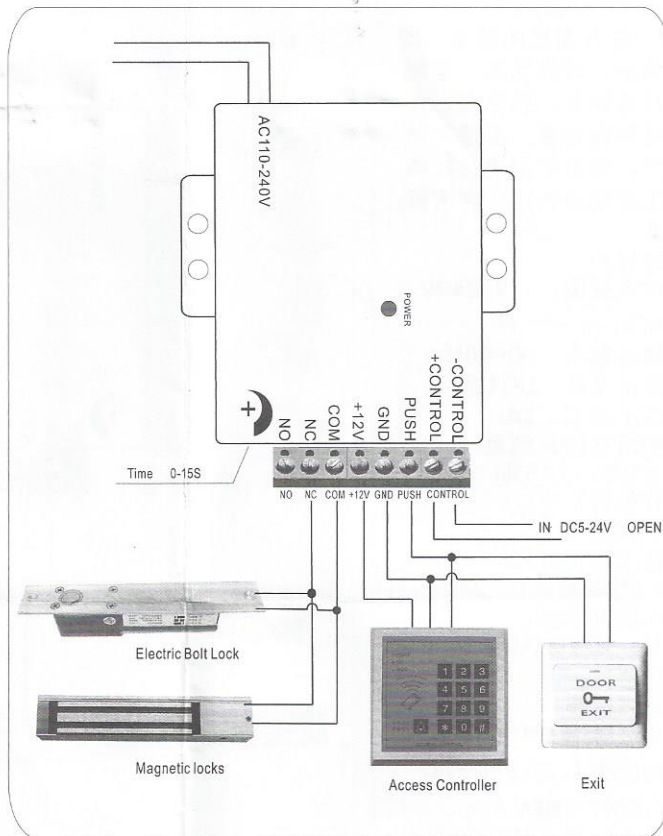
Overload protection: All outputs in a short circuit, overload are protected; power output of 0-15 seconds delay locks;

Outer steel case size:

120mm × 95mm × 38mm

Weight: 315g

Output terminal wiring



Attention! then electronically controlled lock must be transferred to 0 seconds delay, to prevent burning of electric locks.